

Industrial Relay Type RCP Monostable

CARLO GAVAZZI



- 8 or 11-pin socket mounting
- 2 or 3 change over contacts
- Long life (minimum 100.000 electrical operations) at 10 A 250 VAC /30 VDC
- Switching capacity 12 A (5x10⁴ cycles)
- AC coils 6 to 230 VAC
- DC coils 6 to 110 VDC
- Matched sockets available
- Standard with LED, Push with arm and Flag
- IP 40
- Conform to CE low voltage directive
- IMQ, UL, TÜV, CSA approved

Product Description

The RCP relay can be used for a wide range of industrial applications.

Available in 2 or 3 change-over contact configuration, Octal or Undecal version.

Ordering Key

RCP 8 002 24 DC

Type _____
 No. of pins _____
 Contact code _____
 Rated coil voltage _____
 DC / AC _____

Type Selection

Contact configuration	Contact rating	Contact code
2 change over contacts (DPDT {2-form C})	10 A	002
3 change over contacts (3PDT {3-form C})	10 A	003

Coil Characteristics, DC

Nominal voltage VDC	At 20°C		At 40°C		Coil resistance Ω
	Pick-up voltage VDC	Drop-out voltage VDC	Pick-up voltage VDC	Drop-out voltage VDC	
6	4.8	0.6	5.2	0.6	23.5 ±10%
12	9.6	1.2	10.3	1.3	95.0 ±10%
24	19.2	2.4	20.7	2.6	430.0 ±10%
48	38.4	4.8	41.4	5.1	1630.0 ±15%
60	45.0	6.0	48.6	6.4	3000.0 ±15%
100	80.0	10.0	86.4	10.8	6800.0 ±15%
110	88.0	11.0	95.0	11.8	6800.0 ±15%

Coil Characteristics, AC

Nominal voltage VAC	At 20°C		At 40°C		Coil resistance Ω
	Pick-up voltage VAC	Drop-out voltage VAC	Pick-up voltage VAC	Drop-out voltage VAC	
6	4.8	1.8	5.2	1.9	40.0 ±10%
12	9.6	3.6	10.3	3.8	160.0 ±10%
24	19.2	7.2	20.7	7.7	650.0 ±10%
48	38.4	14.4	41.4	15.5	2600.0 ±15%
115/120	88.0	36.0	95.0	38.8	11000.0 ±15%
230	176.0	72.0	190.0	77.7	11000.0 ±15%

Coil operating range: see diagram n° 1 pag. 18

Contact Characteristics

Arrangement	002 / 003	Current	
Contact rating (with resistive load)	10 A - 250 VAC / 30 VDC	Max. switching current	10 A
UL rating	10 A - 250 VAC / 30VDC 1/3 HP at 240 VAC	Initial contact resistance	50 mΩ (at 1 A 6 VDC)
Usually rating (1x10 ⁵ ops)	10 A - 250 VAC / 30 VDC	Max. switch. voltage	250 VAC / 30 VDC
Max. rating (5x10 ⁴ ops)	12 A - 250 VAC / 30 VDC	Max. switch. power	2500 VA / 300 W
Material	Silver alloy	Life	
		Electrical life	1x10 ⁵ ops
		Mechanical life	1x10 ⁷ ops

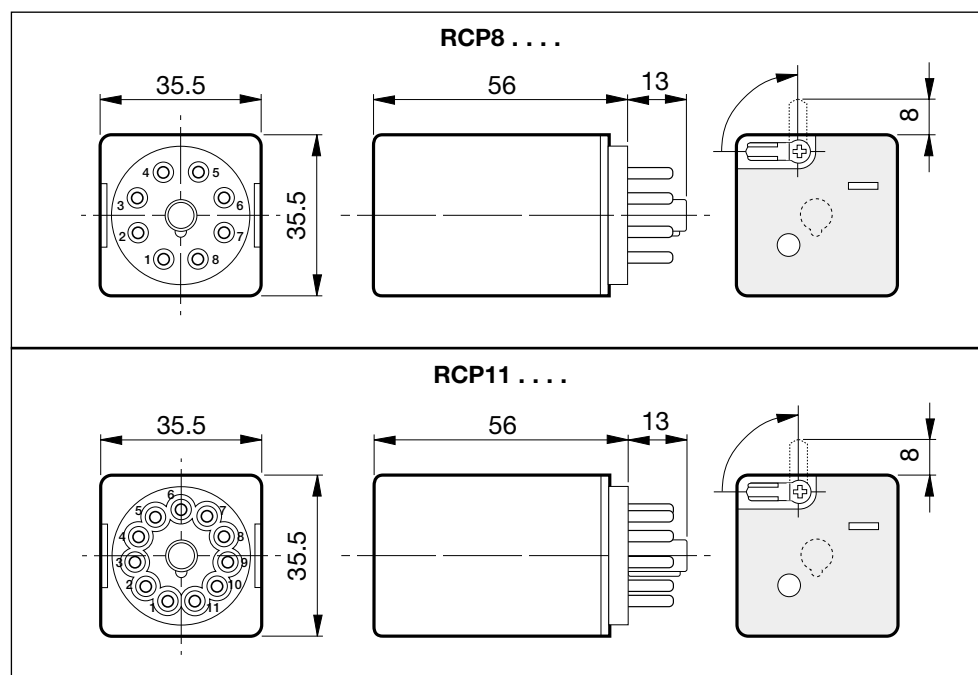
Insulation

Test Voltage (1 min.)		Insulation according to EN61810-5	
Between coil and contacts	3750 VAC Vr.m.s	Rated insulation voltage	250 V
Between open contacts	750 VAC Vr.m.s	Impulsive insulation voltage	3.6 KV
Contact/Contact	1250 VA Vr.m.s	Pollution degree	2
Initial insulation resistance	500 MΩ - 500 VAC	Overvoltage category	III

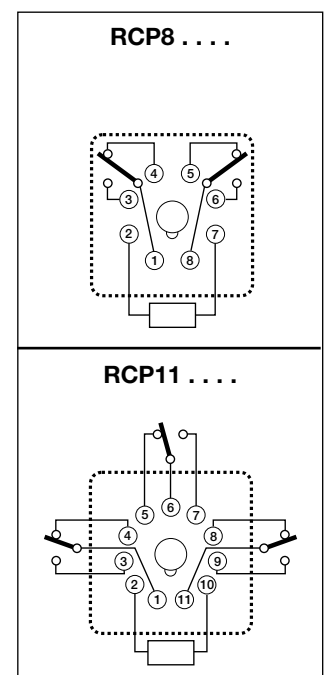
General Data

Nominal coil power	1.5 W / 2.5 VA	Vibration resistance	10 to 55 Hz 1.5 mm
Operating time (At nominal voltage)	30 ms max.	Shock resistance	
Release time (At nominal voltage)	20 ms max.	Funktional	100 m/s ² / 10 g
Temperature rise (At nominal voltage)	-40° C to +55° C	Destructive	500 m/s ² / 50 g
Ambient temperature	+50° C	Humidity	98%, +40°C%
		Termination	Octal/Undecal-type plug
		Construction	Dust cover
		Weight	~ 85 g

Dimensions

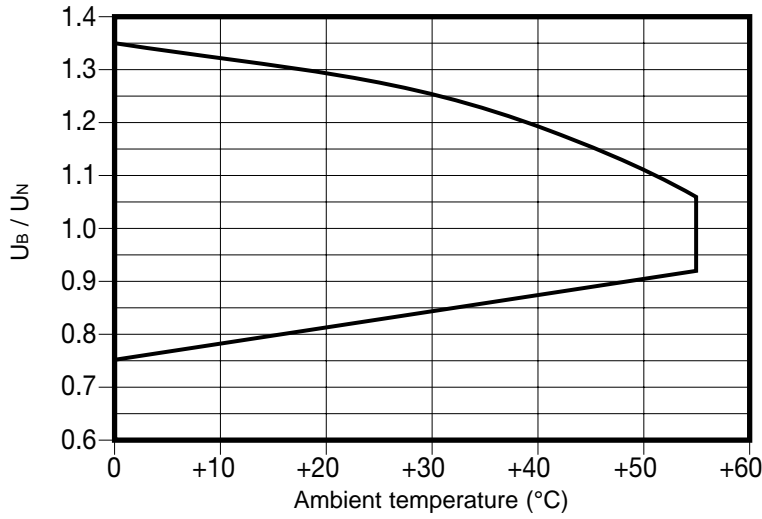


Wiring Diagrams

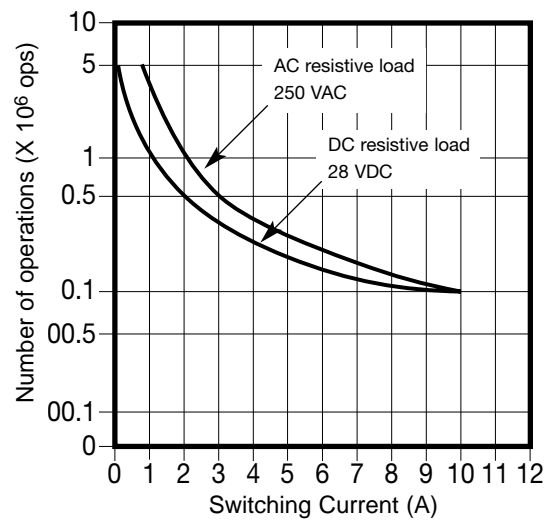
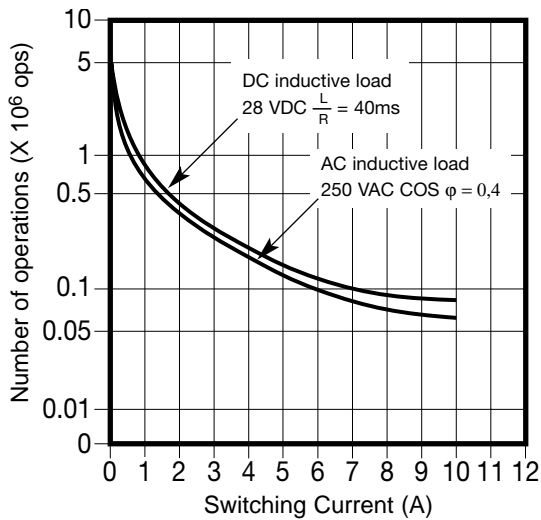


Diagrams

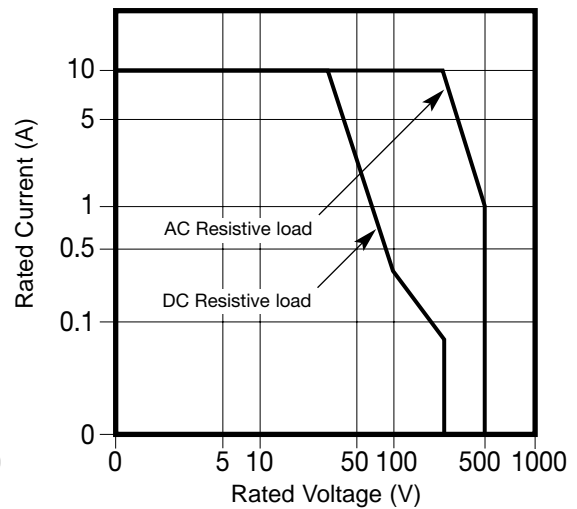
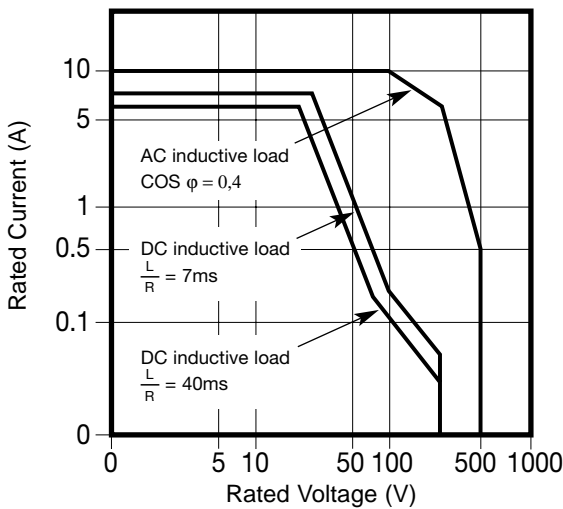
1 Coil Operating Range



2 Electrical life



3 Max. DC load breaking capacity



Approvals



U.S.A.



CANADA



GERMANY



ITALY