
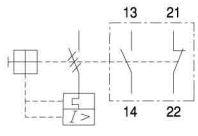
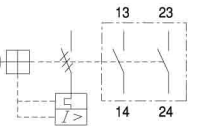
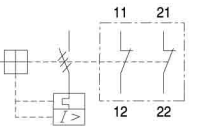

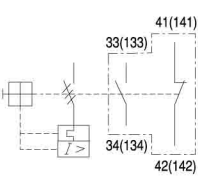
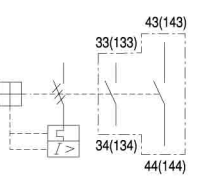
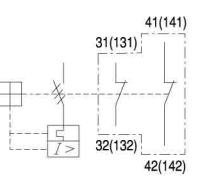

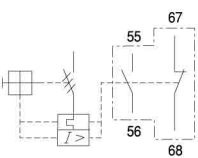
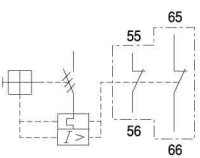

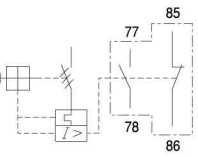
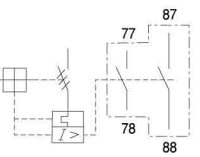
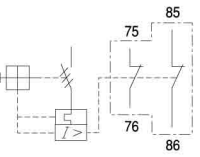




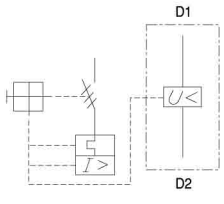

Accessories (Electrical Auxiliaries)

Type	Description	Connection diagram		
<p>FX...</p> 	<p>Auxiliary Switch</p> <ul style="list-style-type: none"> · Front mounting · 2-pole · One front mounting module per circuit breaker 	<p>1NO1NC</p> 	<p>2NO</p> 	<p>2NC</p> 
<p>LX...</p> 	<p>Auxiliary Switch</p> <ul style="list-style-type: none"> · Side mounting on the left · 2-pole · One side mounting module per circuit breaker 	<p>1NO1NC</p> 	<p>2NO</p> 	<p>2NC</p> 
<p>LA...</p> 	<p>Any Trip Alarm Switch</p> <ul style="list-style-type: none"> · Operates in case of trip · Side mounting on the left · 2-pole · Set LA first in case of using LX together (MMS-63 can not accept LX and LA together) · For MMS-32 and MMS-63/100 products are separated. 	<p>1NO1NC</p> 		<p>2NC</p> 
<p>LAM...</p> 	<p>Magnetic Trip Alarm Switch</p> <ul style="list-style-type: none"> · Operates in case of short circuit accidents that is over 20 times of the rated current · Side mounting on the left · 2-pole · Set LAM first in case of using LX together 	<p>1NO1NC</p> 	<p>2NO</p> 	<p>2NC</p> 

Manual Motor Starters

Product Selection Guide

Accessories (Electrical Auxiliaries)

Type	Description	Connection diagram	
RS... 	Shunt release <ul style="list-style-type: none"> Side mounting on the right One side mounting module per circuit breaker. Can not use with RU or RUX 		24V 50Hz / 28V 60Hz 110V 50Hz / 120V 60Hz 200V 50Hz / 200-220V 60Hz 220-230V 50Hz / 240-260V 60Hz 240V 50Hz / 277V 60Hz 380-400V 50Hz / 440-460V 60Hz 415-440V 50Hz / 460-480V 60Hz
RU... 	Undervoltage release <ul style="list-style-type: none"> Side mounting on the right One side mounting module per circuit breaker. Can not use with RU or RUX 		24V 50Hz / 28V 60Hz 110V 50Hz / 120V 60Hz 200V 50Hz / 200-220V 60Hz 220-230V 50Hz / 240-260V 60Hz 240V 50Hz / 277V 60Hz 380-400V 50Hz / 440-460V 60Hz 415-440V 50Hz / 460-480V 60Hz
RUX... 	Undervoltage release with Switch <ul style="list-style-type: none"> Side mounting on the right Include 2NO Auxiliary contact One side mounting module per circuit breaker. Can not use with RU or RUX Can not attach to MMS-32S 		24V 50Hz / 28V 60Hz 110V 50Hz / 120V 60Hz 200V 50Hz / 200-220V 60Hz 220-230V 50Hz / 240-260V 60Hz 240V 50Hz / 277V 60Hz 380-400V 50Hz / 440-460V 60Hz 415-440V 50Hz / 460-480V 60Hz



● E-Handle (Rotary-type)

MMS E-Handle is a Rotary-type Handle accessory which can be attached to the front to control and verify the ON, TRIP, OFF condition of Manual Motor Starters under the situation of closing panel.

- Application Model : MMS-32H/HI, MMS-63S/H/HI, MMS-100S/H/HI
- Operation temp. : -20~ +60°C
- CE and UL certified
- Degree of protection : IP65 or UL 50 Type 3R (Separately)
- Locking device : Lockable in on/off position
- Material of insulation : Plastic (PA66)

Type	Application MMS	Remarks
MEH-32	MMS-32H, 32HI	Length of shaft : 115 or 315mm
MEH-63	MMS-63S, 63H, 63HI	
MEH-100	MMS-100S, 100H, 100HI	